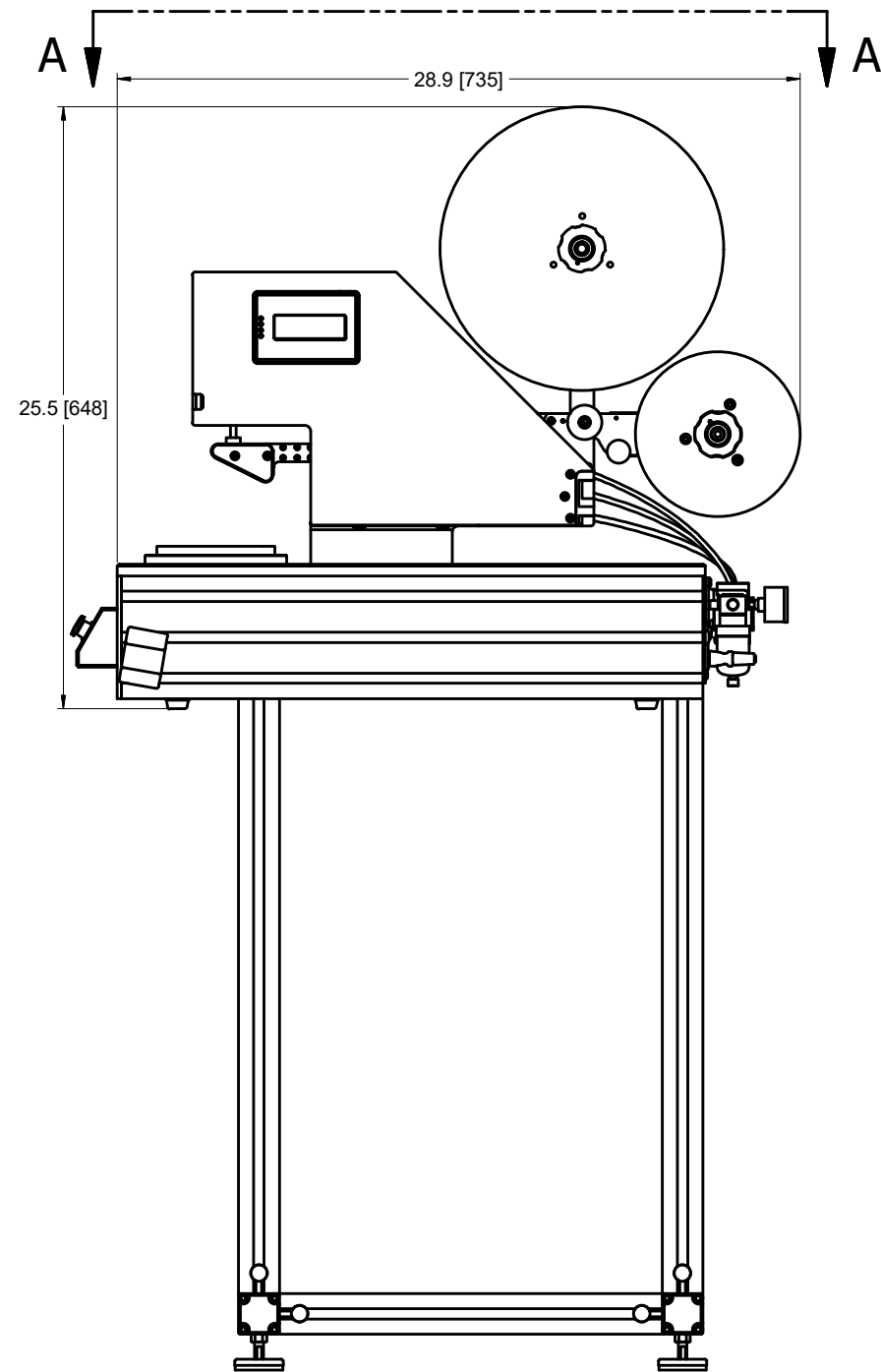
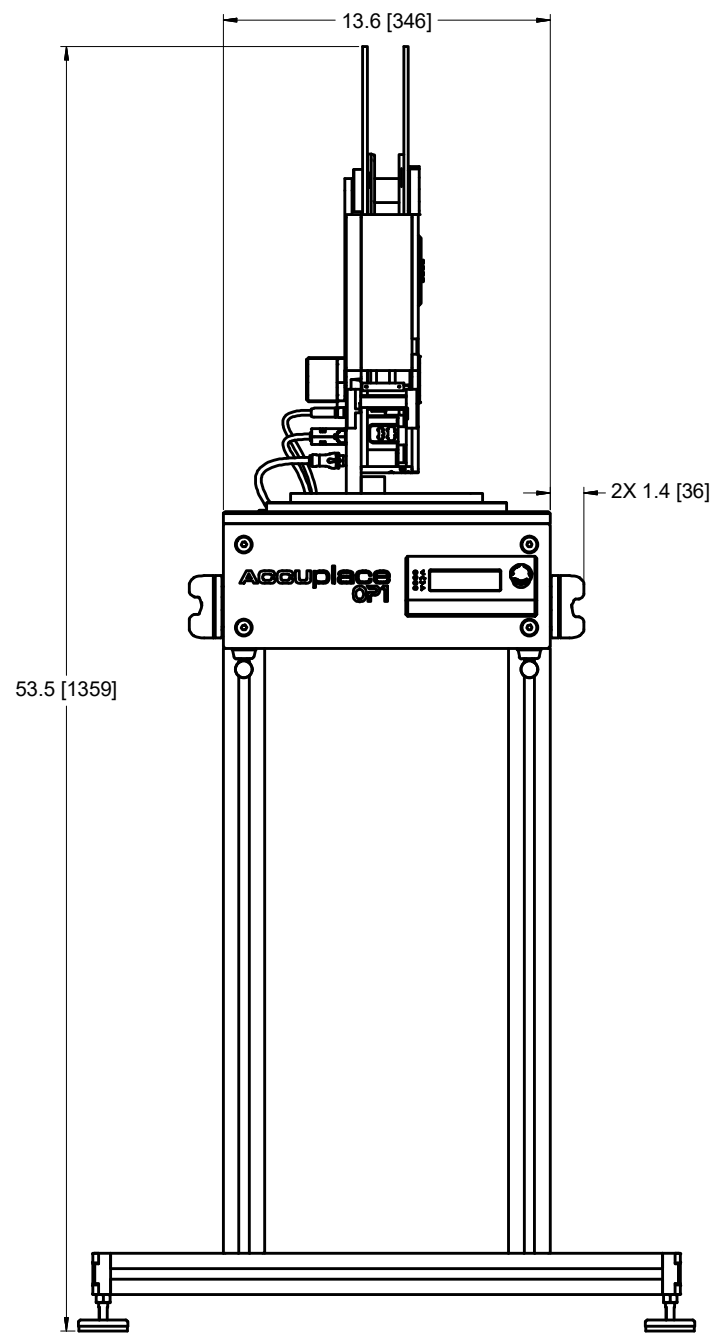
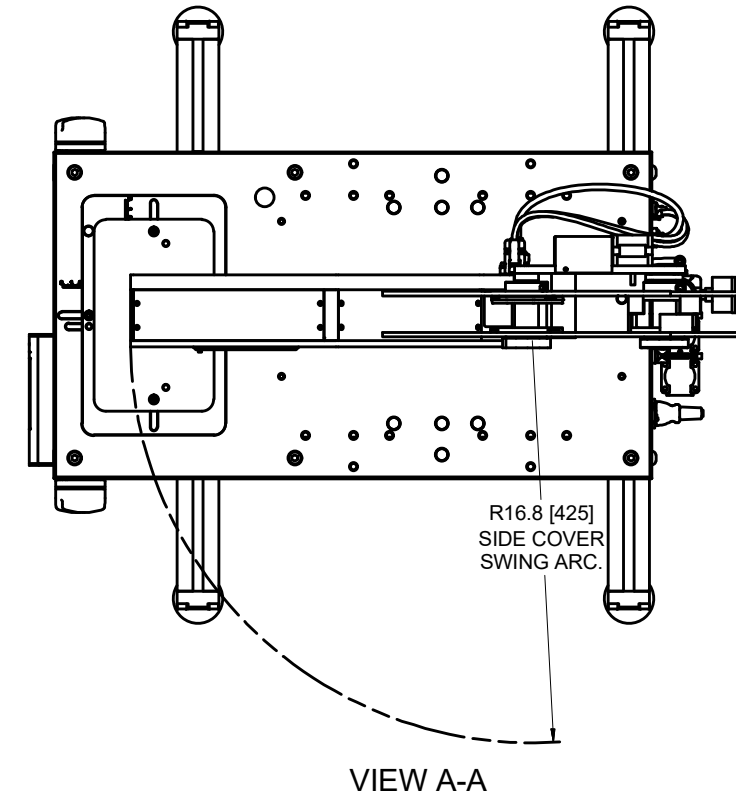


| REV | NOTES           | DATE          | APPROVED |
|-----|-----------------|---------------|----------|
| A   | INITIAL RELEASE | Jan. 18, 2016 | AS       |



OP1 with Stand and AP1515



|  |                               |                   |   |
|--|-------------------------------|-------------------|---|
| DESCRIPTION:<br>Document, Configuration Layout, OP1      |                               | PART No:<br>66314 | REV.:<br>A  |
| USED ON:<br>SHEET 4 OF 8                                 | QTY.                          | MATERIAL:         | FINISH:   |
| 0.01 BREAK ON ALL SHARP EDGES UNLESS OTHERWISE SPECIFIED | DRAWN BY:<br>Tony Haubrich    | DATE<br>9/9/2015  | TOLERANCES UNLESS OTHERWISE SPECIFIED<br>X.XX ± 0.010<br>X.XXX ± 0.005<br>X.XXXX ± 0.0005 |
| DO NOT SCALE DRAWING                                     | DESIGNED BY:<br>Tony Haubrich | DATE<br>7/17/2015 | HOLE DIA. + 0.005<br>ANGULAR ± 0.3°   |
| APPROVED BY:<br>H. Shahrestani                           |                               | DATE<br>1/18/2016 | <br>THIRD ANGLE PROJECTION<br>UNITS: IN [mm]  |

CONFIDENTIAL - PROPRIETARY  
 THE INFORMATION IN THIS DOCUMENT IS PROPRIETARY TO AUTOMATIC MANUFACTURING SYSTEMS, INC. AND SHALL NOT BE USED OR DISCLOSED IN WHOLE OR IN PART WITHOUT THE WRITTEN CONSENT OF AUTOMATIC MANUFACTURING SYSTEMS, INC.