

4065

Capacity

4.0" x 6.5"

10.16 cm x 16.5 cm



The 4065 is designed to assemble any self-adhesive component within a 4.0" x 6.5" / 10.16 cm x 16.5 cm capacity.

The machine has a compact footprint and offers a wide range of features and options that allow for optimal adaption of the component's specific requirements. Various placement actuator options enable placement of a component in any orientation. With full serial control communications and an intuitive interface, the 4065 is the fastest, easiest to use, adhesive component placement machine of its kind.

Configurations

Like most of AccuPlace's products, the 4065 can be configured in one of three ways, OP1, OP2, OP3. For more information on how the 4065 can be configured, log onto accuplace.com or call (954) 791-1500 to speak to one of our engineers.



The recognized leader in adhesive component placement technology

AccuPlace Headquarters
 1800 NW 69th Avenue
 Plantation, FL 33313
 Phone: +1 954 791 1500
 Fax: +1 954 791 1501
 Email: sales@accuplace.com

AccuPlace Pte. Ltd. Tech Center Singapore
 90 Cecil Street #10-02
 Singapore 069531
 Phone: +65 9846 1907
 Fax: +65 6483 3156

4065

Features

Due to our sole focus on machines for placement of film adhesive components, we offer highly standardized and simplified equipment. Based on our extensive experience, the following options are available for optimal integration into your process:

Vacuum Chucks

Standard

Shaped to match component's profile

Low Durometer


Compliant polymer construction

Bubble Free

Chuck profile expands to ensure no trapped air bubbles

Expanding

Peels multiple components and places them with different spacing



Profiling

Wrapping component around target part

Placement Actuators

X-Axis Correction


Corrects cross web component drift

Alpha-Axis

For placing in orientations other than down

Theta-Axis


Rotates component before placement



Options

Additional options to further optimize the 4065 for your needs:

- Rewind Reel
- Dual Rewind Reel
- Top Liner Remover
- Supply Reel Core Adapters
- Non-Stick Input Rollers
- Extended Stroke Lengths
- Clean Room Version
- Tape Low and Tape Out
- Nickel Plated Peel Plate Kit
- Printer Integration



Operation Cycle

All AccuPlace models have a unique patented peeling technology in common that ensures high placement accuracy and repeatability, even for parts that are difficult to peel. Our extensive experience in the design and manufacturing of vacuum chucks guarantees optimal functionality of any application.

1. As the liner is pulled by a stepper motor through its path in the machine, the position sensor looks for a component on the liner. This ensures positioning of the component exactly underneath the vacuum chuck.
2. The placement actuator with its customized vacuum chuck extends to grip the component.
3. The drive assembly retracts, pulling the liner around the peel edge and removing the liner from the retained component.
4. The placement actuator places the component into the fixtured target part. When the actuator returns into its original position, the peel edge is extended again and the cycle starts from the beginning.

Specifications

Accuracy (repeatability)	± 0.002"/0.05 mm*
Cycle Time	0.7 - 2 sec. typical*
Capacity	
Max Liner Width	6.5"/165 mm max.
Max Component Length	3.0"/76 mm max.
Max Component Thickness	0.25"/6 mm max.
Reel Size	ø 3.0"/76 mm I.O., ø 17"/430 mm O.D.
Air Pressure Requirement	75 psi/5 bar
Air Consumption	2.0 cfm/56 liter/min
Assembly Pressure	35 lbs/153 N max (adjustable)
Environmental	Temperature: 50 - 100° F / 10-38° C Humidity: <90% non condensing
Electrical Interface	2 outputs: ready & clear, 1 input: cycle
Optional Interface	RS-232 Serial Control
External I/O	4 in, 4 out
Stroke	5"/127 mm standard Optional 8"/203 mm.
	12"/305 mm or 20"/508 mm
Power	24 VDC, 1.6 amps (fused)
Mounting Orientation	Any Orientation
Weight	150 lbs/88 kg

*Component department. AccuPlace will evaluate your application upon receiving your parts and specifications.